



## N68-T Onl i ne Porosity/Holiday Detector

### Instructions



Haian Discory Detecting Instrument CO.,Ltd

---

## Catalog

Foreword.....	(2)
1、 Overview.....	(3)
2、 Introduction.....	(3)
(1) Main technical index.....	(3)
(2) Host panel.....	(3)
(3) Right side.....	(3)
3、 Detection principle.....	(4)
4、 notes.....	(5)
Operation steps.....	(7)
The main parts.....	(8)
Certificate of inspection.....	(9)
warranty card.....	(10)
service .....	(11)

---

## Foreword

Thank you for using N68-T OnLine Porosity/Holiday Detector. It is great honor to service for you. In order to make sure that you can use this instrument as soon as possible, the instrument is equipped with manual.

This manual is an important part of instrument. It can provide you a safety guideline. Please read this manual carefully before use our instrument. And after read please keep this manual in a good way.

Haian Discory Detecting Instrument CO.,Ltd reserves the right to improvement and innovation of the instrument without prior notice. If any problem during using, customer can connect us by following ways.

- 1、Service tel: 400-012-6866;
- 2、E-mail: postmaster@dscr.com.cn ;
- 3、Our web side: <http://www.dscr.com.cn>。

Thank you!

---

## 1、Overview

N68-T online Porosity/Holiday Detector is used to testing of metal pipe, metal tank in the production process of surface anticorrosive insulation layer quality of a special testing equipment. The instrument imported from abroad, the high voltage generator, the use of computer control technology research and development, in line with national standards GB7993 and Germany D2N51163. This instrument has the advantages of low power consumption, small size, light weight, simple operation and convenient use. High voltage and power supply voltage automatic switching, the latest high pressure technology to overcome the domestic handle high pressure gun, high voltage static electricity and other phenomena, greatly improve the use of safety factor.

## 2、Introduction

### 【Characteristic】

- 1、Microelectronic integrated high voltage generator, to overcome the electrostatic;
- 2、digital display, high-precision;
- 3、Automatic switch for High voltage and source voltage; ;
- 4、Power on self test function;
- 5、protective function when mistakenly entered.

### 【Main technical index】

Measuring range: 0.03-10mm(Epoxy coal tar pitch, petroleum pitch as the medium)

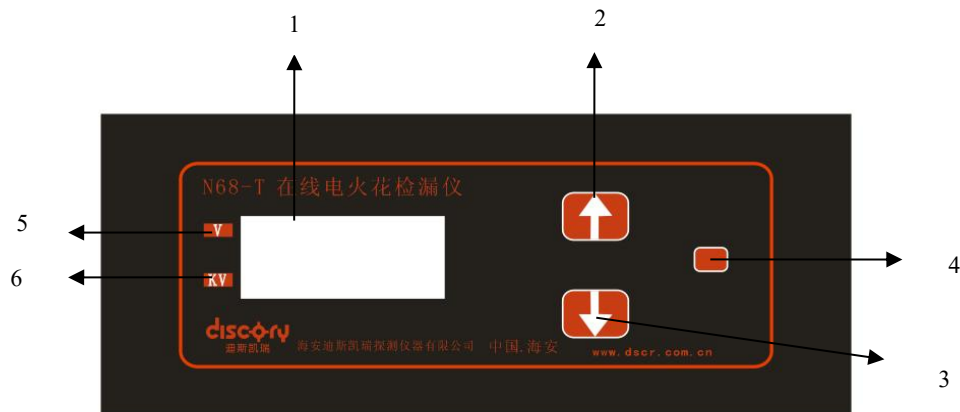
Output high voltage: 0.5-35KV

- 3、Display: digital display
- 4、High voltage control system: digital governor
- 5、12V dc power supply
- 6、Consumption: <5w
- 7、Alarm delay: 1-2s
- 8、High voltage probe: high pressure generator (import)
- 9、Packing: Aluminum box


10、Main dimension: 165mm×155mm× 68mm


11、Weight: 1kg

(2) Host panel:



(1) digital display: display power and high voltage;

(2) : Decrease output high voltage;

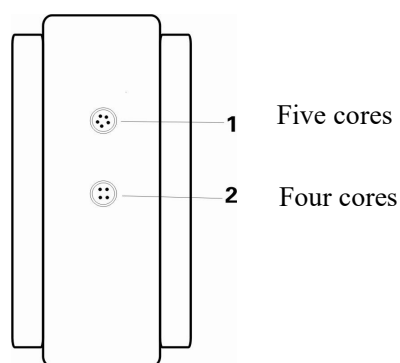
(3) : Increase output high voltage;

(4) The master switch button;

(5) Output high voltage。

(6) Power;

(3) Right side



1, High voltage gun socket 2, Ground wire socket

### 三、Detection principle

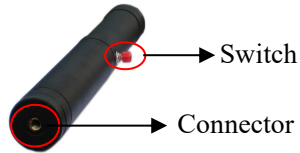
(1) Detection principle: Metal surface insulation coating too thin or leakage, when the high voltage go through, will have Spark discharge, then it has sound alarm.

---

(2) structure: host、High voltage gun、The brush plate。

1、host: Digital control circuit with sound alarm and battery

2、High voltage gun: connect the brush plate, Electronic high voltage generator inside



3、The brush plate: The brush plate(Standard) and The elastic Fan Brush(optional)。

#### 4、 notes

1、 DO NOT use the equipment in any combustible, flammable or other atmosphere where an arc or spark may result in an explosion.

2、 technicians should wear insulated gloves during working.

3、 keep pipe line 20cm form ground.

4、 using in outside, if battery low, should be charge immediately

5、 keep coating surface dry and clean

6、 if idled too long, should be charge every 3 month

---

## Operation steps

1、connect the power cord: the power cord into the host tail 220V power jack, plug the power supply cord;



2, connecting warning lights: the interface with the host rear warning lights to the left of the instrument to detect the warning light flashes to prompt when the leak.



3、Connect the long cable: connect the long cable with four-pin plug to the right side four-pin socket. (Host will not work without long cable)



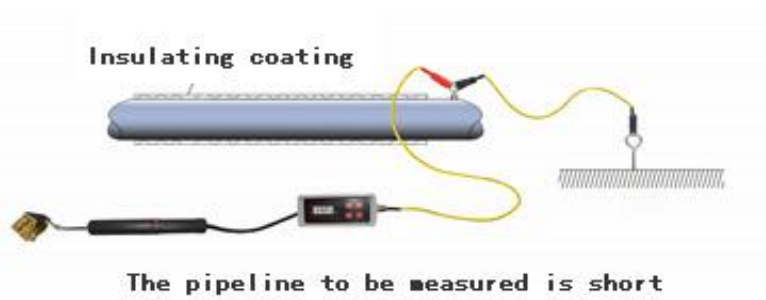
4、Turn on the host: push the **ON** button, and the LCD will displays voltage should be  $\geq 11V$ . if lower should charge

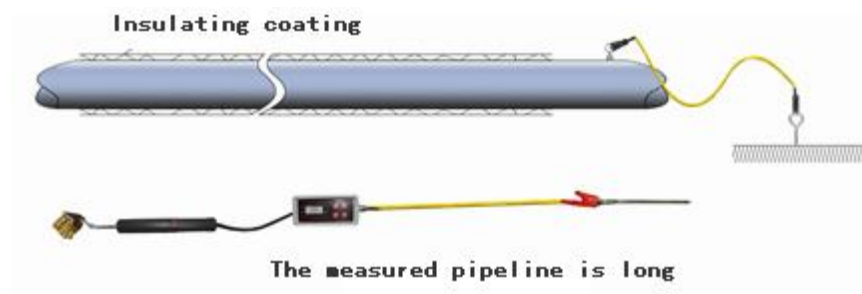


5、Before detecting, connect the high voltage gun with five-pin plug to the right side five-pin socket.



6、Put the connecting magnet on the pipeline, and connect between long cable and the short connecting line, make sure the short connecting line have effective ground connection.





5、put the brush plate into high voltage gun

6、Test voltage schedule

Anticorrosion material	Coating thickness	Detection voltage	Remarks
Epoxy coal tar pitch Two oil cloth	0.2 0.4 0.6 0.8	4-5KV Or self	If standard shall be implemented according to the standard
Petroleum pitch	2 3 5.5 7 9	11 15 18 20 24	
Polyethylene tape	According to: $3249TC=V$ formula conversion V: voltage TC: anti-corrosion layer thickness Standard implementation of SY4014-92 acceptance criteria		
Glass lined	Depending on the experience, the detection voltage is generally 8KV-20KV		
Other anticorrosive materials	Depending on the design of the design department to detect the insulation performance of the voltage or the material itself.		











7、put the brush close to the pipeline (cannot be touch), can see spark with sound and light alarm, means the detector is running normally.

8、Start to work.



## The main parts

Date:      y      m      d

No.	Name	Item No.	Quantity	Picture
1	host		1	
2	High voltage gun		1	
3	Warning Light			
4	The brush plate		1	
5	220V power line		1	
6	Long cable		1	
7	Short cable		1	
8	Connecting magnet		1	
9	Earth rod		2	
10	high pressure gloves		1	
11	manual		1	Manual certificate

The supervisor:

Packing:

Check:

---

## Certificate of inspection

Hai Yi (word) No. 325th

Manufacturer: Haian Discory Detecting Instrument CO., Ltd

Product name: Porosity/Holiday Detector

Specifications:

Factory no. :

Test conclusion:

Executive director :

Test :

Verification :

date:        y        m        d

validity period: one year

## warranty card

Product name	Porosity/Holiday Detector	Purchase date	date      y      m      d
model		No.	
Quantity		Customer name	
tel		tel	
add		Zip No.	

### Repair records

Repair times	1	2	3
trouble			
situation			
Repair date			
Repair personnel			

### warranty card:

- 一、the warranty period: 1 year
- 二、the warranty conditions: customer used instrument normally, and In the warranty period
- 三、Paid repair: (1) no warranty card or invoice
  - (2) remove Voluntarily
  - (3) improperly secured,
  - (4) Man-made damage、Natural disasters or improper operation of irresistible cause
  - (5) over the warranty period
- 四、Users should keep a good this card, this card shall not be altered.
- 五、With the card and certificate of inspection to repair

---

## service

### dear customer:

thank you for using our product, Quality is our lifeblood of a brand, develop on credit, good service is our purpose.

### Our commitment

- 1、 our production process strictly implement the ISO9002 international quality standard system
- 2、 24hours service
- 3、 provide training
- 4、 one year warranty, life-long maintenance
- 5、 provide technical support and spare parts replacement
- 6、 pay attention to the feedback and suggestions
- 7、 The on-line service, online interpretation

### After-sale service

- 1、 24hours hot-line (400-012-6866)

We guarantee 4 hours to solve the problem, after we received your phone call

if solving problem on site is necessary. We guarantee 24 hours on the main city, and 48-72 hours on others

if hardware failure, we guarantee solving problem after 2days

- 2、 E-mail service (postmaster@dscr.com.cn)

reply not over 12 hours

- 3、 web side (www.dscr.com.cn)

Introduction and connection

- 4、 fax (0513-88931551)

reply not over 4 hours

- 5、 Emergency service

we will arrive at the customer scene in the shortest time

---

All rights reserved copy must be corrected

**Lead the industry benchmark**

**Build international brands**

Address:#159 TanGangLu HaiAnZhen JiangSu China

Telephone: +86-513-88931553 88931552

Fax: +86-513-88931551

Website:Http: //www.dscr.com.cn

Zip code: 226600